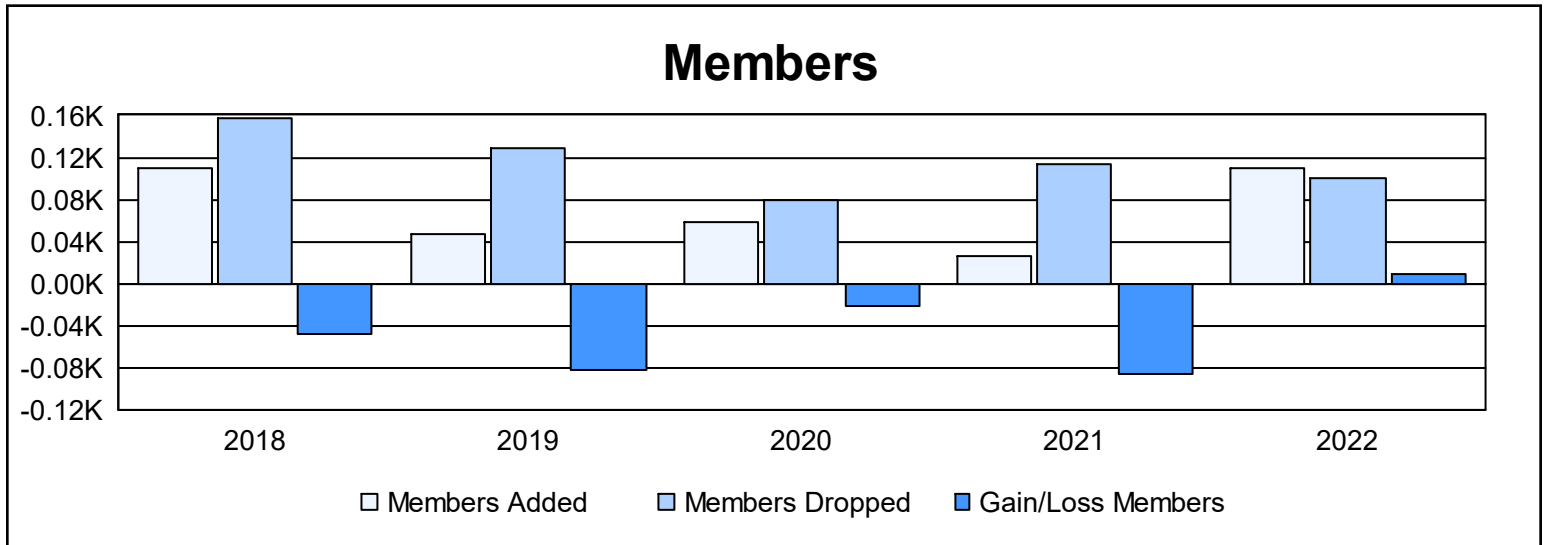
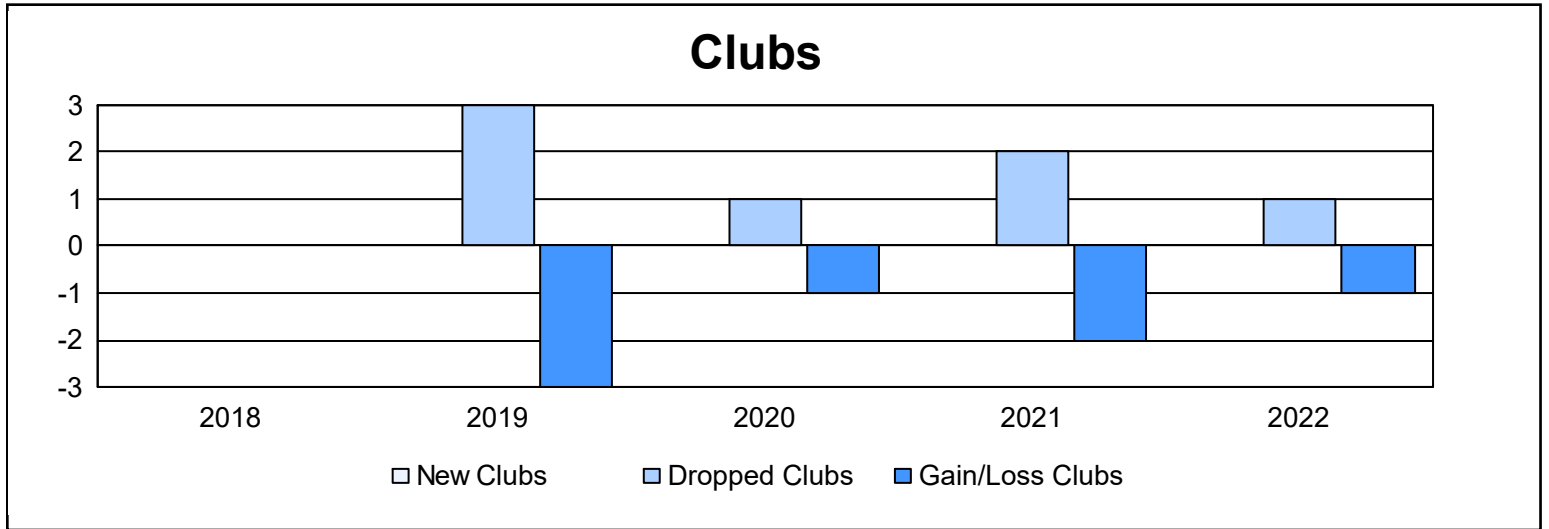
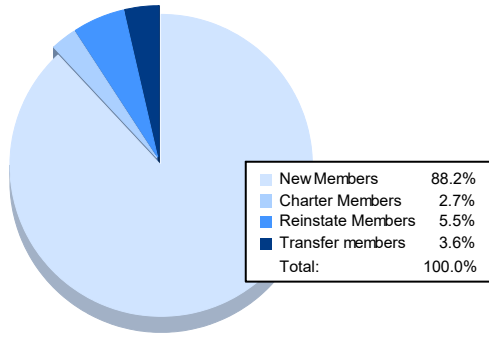


| Year | New Clubs | Dropped Clubs | Gain/ Loss Clubs | New Members | Charter Members | Reinstate Members | Transfer Members | Total Member Added | Total Members Dropped | Gain/ Loss Members |
|----------------|-----------|---------------|------------------|-------------|-----------------|-------------------|------------------|--------------------|-----------------------|--------------------|
| 2017-2018 | 0 | 0 | 0 | 94 | 6 | 2 | 7 | 109 | 157 | -48 |
| 2018-2019 | 0 | 3 | -3 | 41 | 1 | 2 | 2 | 46 | 129 | -83 |
| 2019-2020 | 0 | 1 | -1 | 52 | 0 | 3 | 3 | 58 | 79 | -21 |
| 2020-2021 | 0 | 2 | -2 | 24 | 0 | 1 | 1 | 26 | 113 | -87 |
| 2021-2022 | 0 | 1 | -1 | 97 | 3 | 6 | 4 | 110 | 101 | 9 |
| Average | 0 | 1 | -1 | 62 | 2 | 3 | 3 | 70 | 116 | -46 |



Membership Composition June 2022 Cumulative



Gender Composition June 2022 Cumulative

